

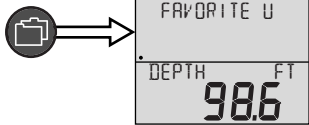
ST290 Data Display - quick reference guide

ST290 Data Display FAVORITE pages

The **FAVORITE** chapter gives **quick, easy access** to data you use most often


- You can set any number of FAVORITE pages from 1 to 5.
- You can set up the linking between upper and lower FAVORITE pages:
 - EITHER so that you have 5 FAVORITE pages in the upper display area and another independent 5 FAVORITE pages in the lower display area.
 - OR so the upper and lower display areas as linked FAVORITE pages, i.e. they change together.
- You can allocate any available data to a FAVORITE page.

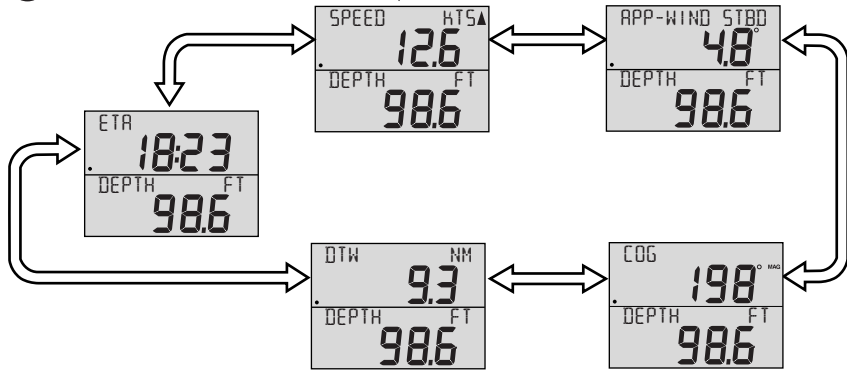
To see your FAVORITE pages



Note: This example shows how to see FAVORITE pages in the upper display area. The same principles are valid for the lower display area.

FAVORITE chapter

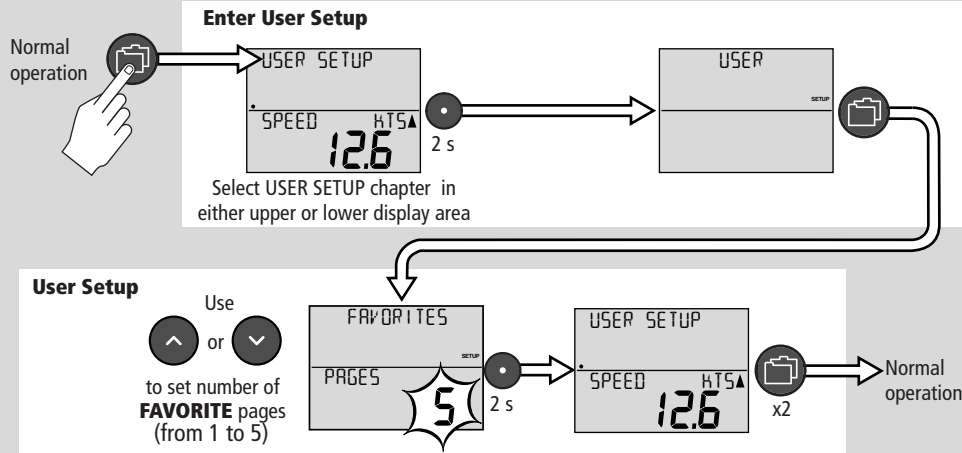
If the FAVORITE pages do not roll around automatically, one after the other, use  to manually select pages.



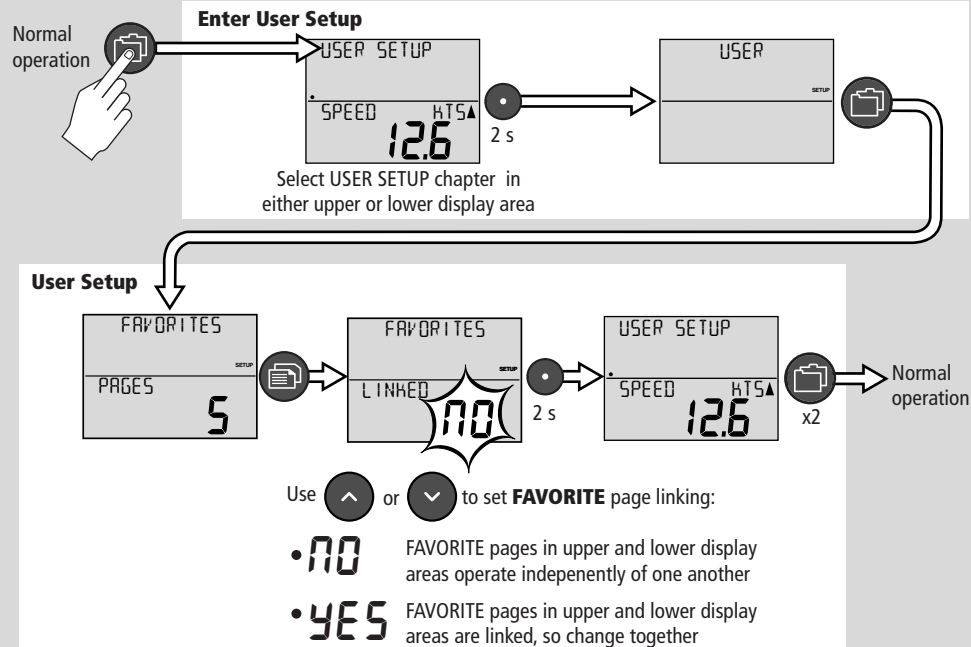
D6294-1

ST290 Data Display FAVORITE pages

How to set the number of FAVORITE pages



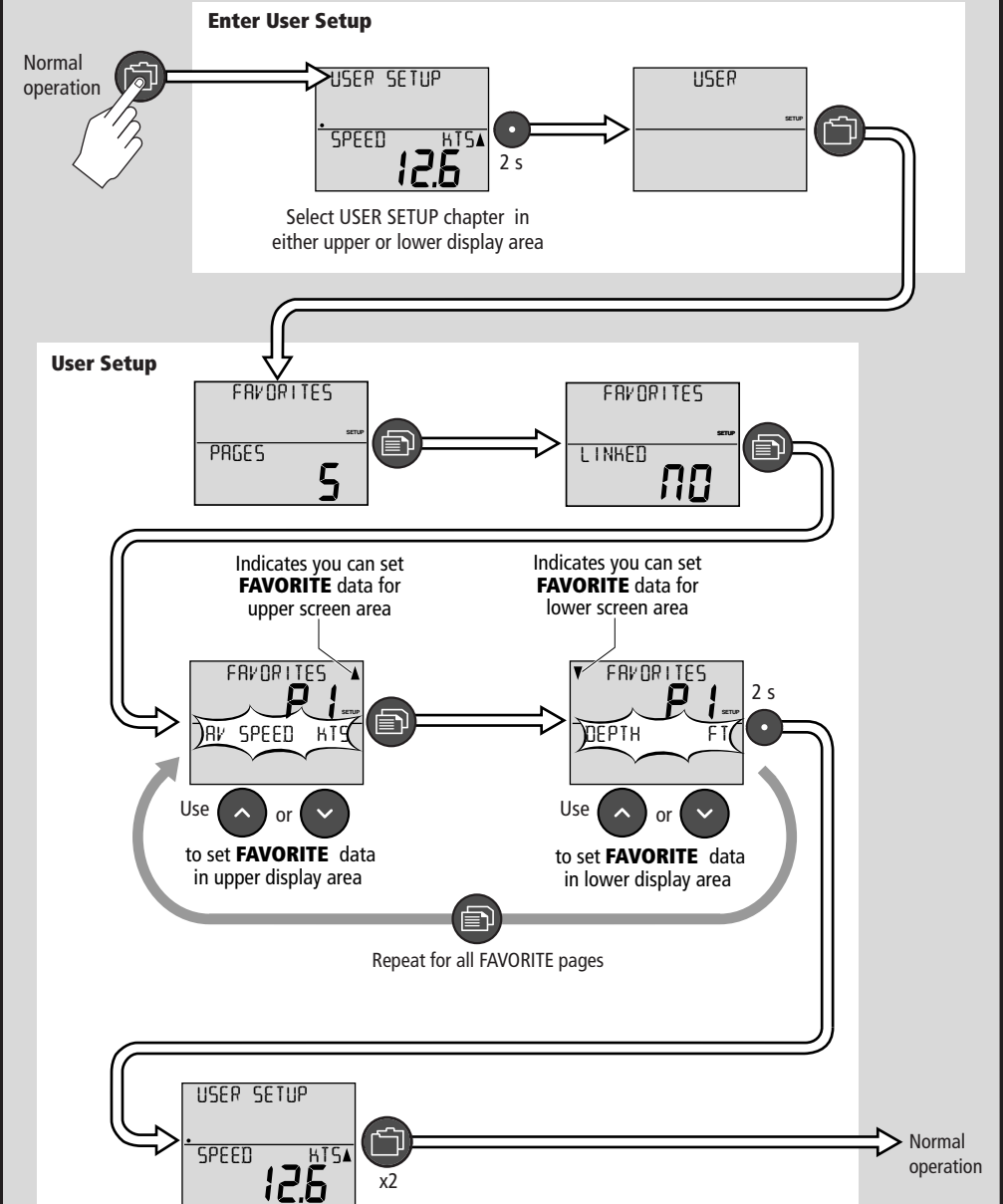
How to set FAVORITE page linking



D6295-1

ST290 Data Display FAVORITE pages

How to set up what you see on the FAVORITE pages




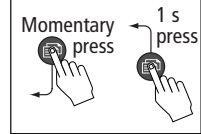
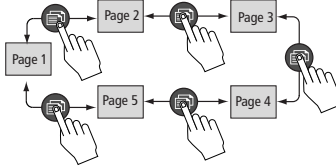
D6296-1

ST290 Data Display FAVORITE pages

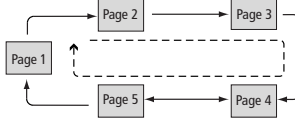
How to set the method of selecting FAVORITE pages

You can set the method of selecting FAVORITE pages. This is:

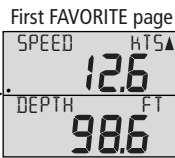
- **Either** so you manually select pages using 



- **Or** so the FAVORITE pages roll around automatically.



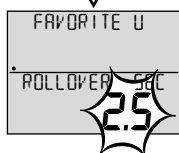
FAVORITE chapter



1 s

FAVORITE setup

Note: The method of FAVORITE page selection that you choose, will apply to FAVORITE pages in both the upper and lower display areas.



1 s

Use  or 

to set the method of FAVORITE page selection:

- If you want to select FAVORITE pages manually, set the value to 0.0
- If you want FAVORITE pages to roll around automatically, set the time you want each page to be displayed (from 0.5 s to 20 s)

D6297-1